

# Take Flight

By TrendSetter Olga Haserodt

Copyright 2018 © Starman, Inc. & Artist. Not licensed for digital distribution.  
Promotional use only—no resale of instructions permitted. Version 1.0

## CREATE PATTERNS WITH GEMDUOS

Achieve the pattern of a bird in flight with diagonally stitched seed beads and Demi Rounds from TOHO®, CzechMates® Cabochons, and Matubo™ GEMDUOs.

### ABOUT THE ARTIST: OLGA HASERODT

Beadwork Designer, Artist, and Teacher, Owner of Perlen Harmony Oase



The artist, born in Russia, has been living with her family in Germany for over ten years. She started working with beads in 2007. Olga learned most of her techniques online, so she calls herself an autodidact. The positive reactions of others to her work boosts her creativity. She says the words of Confucius apply to her view of life: "Tell me, and I will forget. Show me, and I may remember. Involve me, and I will understand."

Visit [www.PerlenHarmonyOase.etsy.com](http://www.PerlenHarmonyOase.etsy.com).

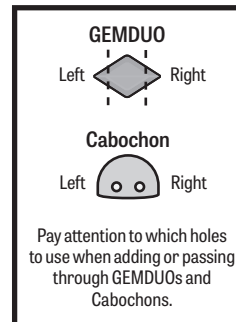
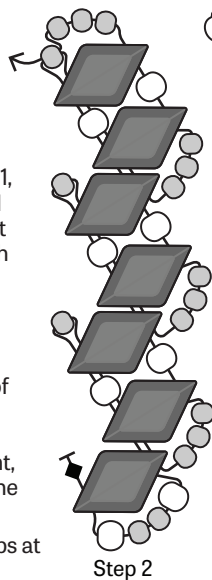
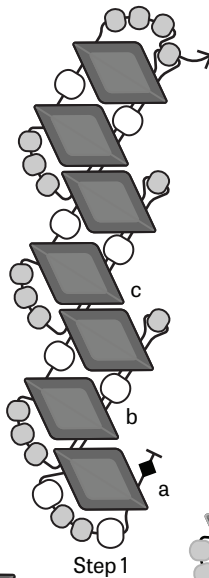


**COLORWAYS**—Blue: Matubo GEMDUOs Polychrome - Indigo Orchid (379-85-94105); CzechMates Cabochons ColorTrends Saturated Metallic Shaded Spruce (396-06-04807); TOHO Rounds 11" PermaFinish - Galvanized Aqua Sky (TR-11-PF532); TOHO Rounds 8" PermaFinish - Galvanized Aluminum (TR-08-PF538); TOHO Demi Rounds 11" PermaFinish - Galvanized Aluminum (TN-11-PF538). Bronze: Matubo GEMDUOs Matte - Metallic Bronze Iris (379-85-K0164); CzechMates Cabochons Oxidized Bronze (396-06-15765); TOHO Rounds 11" Dk Bronze (TR-11-222); TOHO Rounds 8" Dk Bronze (TR-08-222); TOHO Demi Rounds 11" Bronze (TN-11-221). Purple: Matubo GEMDUOs Luster - Opaque Amethyst (379-85-P15726); CzechMates Cabochons ColorTrends Saturated Metallic Golden Lime (396-06-04808); CzechMates Cabochons ColorTrends Saturated Metallic Dusty Cedar (396-06-77049); TOHO Rounds 11" Metallic Iris - Purple (TR-11-85); TOHO Rounds 8" Metallic Iris - Purple (TR-08-85); TOHO Demi Rounds 11" Gold-Lustered Amethyst (TN-11-201).

## INSTRUCTIONS

Note: All GEMDUOs should be added with the faceted side faceup and Cabochons with the dome faceup. A shorter segment of the bracelet is shown for illustration clarity.

- Strip 1:** a) On 2yd of thread, add A-Left, D, two C, D, leaving a 5" tail. Pass through the open hole of the A. b) Add A-Right, D, A-Right, C; pass back through the same holes of the last three beads added and the nearest hole of the next A. Add three C; pass through the open hole of the first A added in Step 1b. Add D; pass through the open hole of the next A. c) Repeat Step 1b seventeen times. d) Add three C; pass through the nearest C of the final Step 1b repeat. Set this strip aside.
- Strip 2:** Repeat Step 1, adding and passing through the opposite holes of the A so that this strip mirrors Strip 1.
- a) Using the working thread from Strip 1, add E, B-Right, E, then pass through the next C on the inside edge of Strip 1; repeat sixteen times. Remove Strip 1's stop bead and tie off the tail thread. Add E, B-Right, E, C; then pass through the nearest hole of the next A, D. b) Add four C; pass through the last D exited. Repeat the thread path of the clasp loop for strength (not shown). Weave through the C, D, and outermost A along the outside edge of Strip 1, exiting the second C added in Step 1d. c) Add four C; pass through the last C exited. Repeat the thread path of the clasp loop for strength (not shown). Tie off this thread only.
- a) Align the strips side by side faceup. Using the working thread from Strip 2, add E; pass through the open hole of the next B. Add E; pass through the next C on the inside edge of Strip 2. Repeat from the beginning of this step sixteen times. Remove Strip 2's stop bead and tie off the tail thread. Add E, B-Right, E, C; then pass through the nearest hole of the next A, D. b) Repeat Step 3b and 3c.
- Use jump rings to attach the clasp to the loops at each end (not shown).



## MATERIALS

- 74 GEMDUOs (A)
- 18 CzechMates® Cabochons (B)
- 1.5g TOHO 11" Rounds (C)
- 2g TOHO 8" Rounds (D)
- 1g TOHO 11" Demi Rounds (E)
- 2 Jump Rings
- 2-Strand Clasp of Choice
- TOHO One-G Thread

Bracelet as instructed measures approx. 6 3/4" before clasp.  
Adjustments to length can be made with each Step 1b repeat.

